



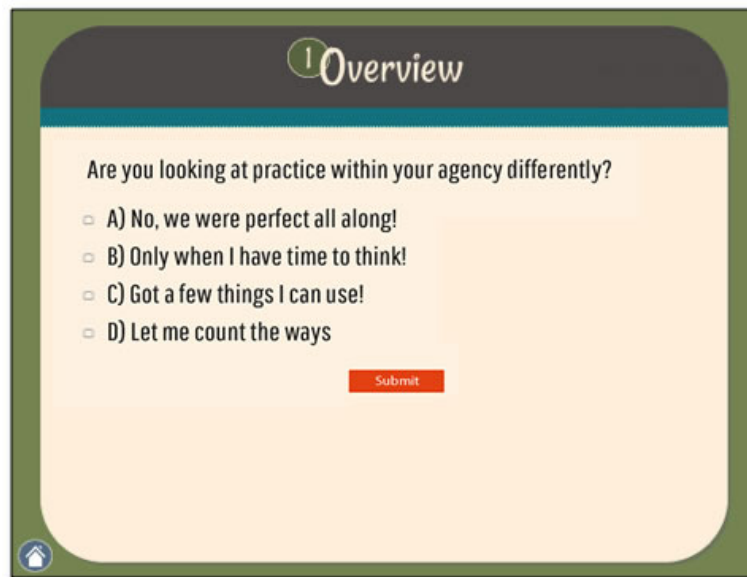
Present Danger and Protective Plans  
Seminar - Assessing Present  
Danger Threats

**Week 6**

Learning Activities } 1 Overview 2 Activities 3 Conclusion

This image shows a navigation menu for a seminar. At the top, there are four colored bars (light blue, dark blue, green, and red) followed by the text 'Present Danger and Protective Plans' and 'Seminar - Assessing Present Danger Threats'. Below this is a section for 'Week 6' with a red '6'. Underneath, there is a 'Learning Activities' label with a closing curly brace, followed by three circular buttons labeled '1 Overview', '2 Activities', and '3 Conclusion'.

Music and Seminar – Assessing Present Danger Threats



1 Overview

Are you looking at practice within your agency differently?

- A) No, we were perfect all along!
- B) Only when I have time to think!
- C) Got a few things I can use!
- D) Let me count the ways

Submit


This image shows a quiz question interface. At the top, there is a header '1 Overview'. Below that is a question: 'Are you looking at practice within your agency differently?'. There are four radio button options: A) No, we were perfect all along!, B) Only when I have time to think!, C) Got a few things I can use!, and D) Let me count the ways. At the bottom right, there is a red 'Submit' button. A small home icon is visible in the bottom left corner.

Are you are looking at practice within your agency differently? Select an answer and then click submit.


1 Overview 1 2 3

**At Seminar, you will discuss:**

- Your case applications
- What you have learned about practice in your agency
- Your growth as a supervisor



Jeff Miller, UW-Madison University Communications



Hopefully, your efforts are paying off.

It's time to gather together at seminar this week and discuss our learning. This seminar will be an opportunity to discuss what you have learned about present danger. It will also give you a chance to discuss the cases you have reviewed and address any lingering questions.

Seminar is a time to share your observations about practice within your agency with your colleagues and consider how you can improve practice. Good ideas often arise from sharing challenges with other supervisors. Supervising Safety has offered some tools for supervision. Hopefully, you are putting them into practice already. Seminar is a chance to share your frustrations and successes.



Please click on the activity icon to hear about this week's activity.

Be sure to bring all of your materials to date to seminar.


In particular, be sure to bring:

- Your notes from your conversations with your Learning Buddy. We want to benefit from your insights.
- Your observations about agency practice at Access and initial contact.
- The worksheet you completed in response to the recorded supervisory consult at Application 6; and
- Your experience using the supervisory tools of Supervising Safety. You reflected on this in Application 7.

**3 Conclusion** 1 2 3

What is a topic that we should be sure to discuss at seminar?

Submit



What is a topic we should be sure to discuss at seminar? Please type in a topic and click submit.



Be sure to bring that idea with you to seminar. Or feel free to email it to your trainer!

A lot has taken place since we were last together. This week, our seminar will be an opportunity to discuss and solidify all you learning on assessing Present Danger Threats. We'll also begin discussing our next major topic – Protective Planning. That will be our focus for the remaining weeks of Supervising Safety.