

Assessing Impending Danger

The Focus for Safety

Assessment

Week 2

Learning Activities }

1  
Overview

2  
Activities

3  
Conclusion

The Focus for Safety Assessment

1 Overview

1 2 3

## Focus for Safety Assessment

Observable Behaviors & Conditions

- Harsh physical discipline
- Impulsive spending
- Blames child for problems

Who are you assessing?

The graphic features a teal background with a white notebook on the left containing a list of behaviors and conditions. A yellow pencil lies diagonally across the bottom of the notebook. To the right, a magnifying glass is positioned over a photograph of a family consisting of two women and two young children. The text 'Who are you assessing?' is written above the photo. At the top, the word 'Overview' is written in a large, white, sans-serif font, with a small '1' in a blue circle to its left. In the top right corner, there are three small circles containing the numbers '1', '2', and '3' in white, with the '3' being highlighted in red.

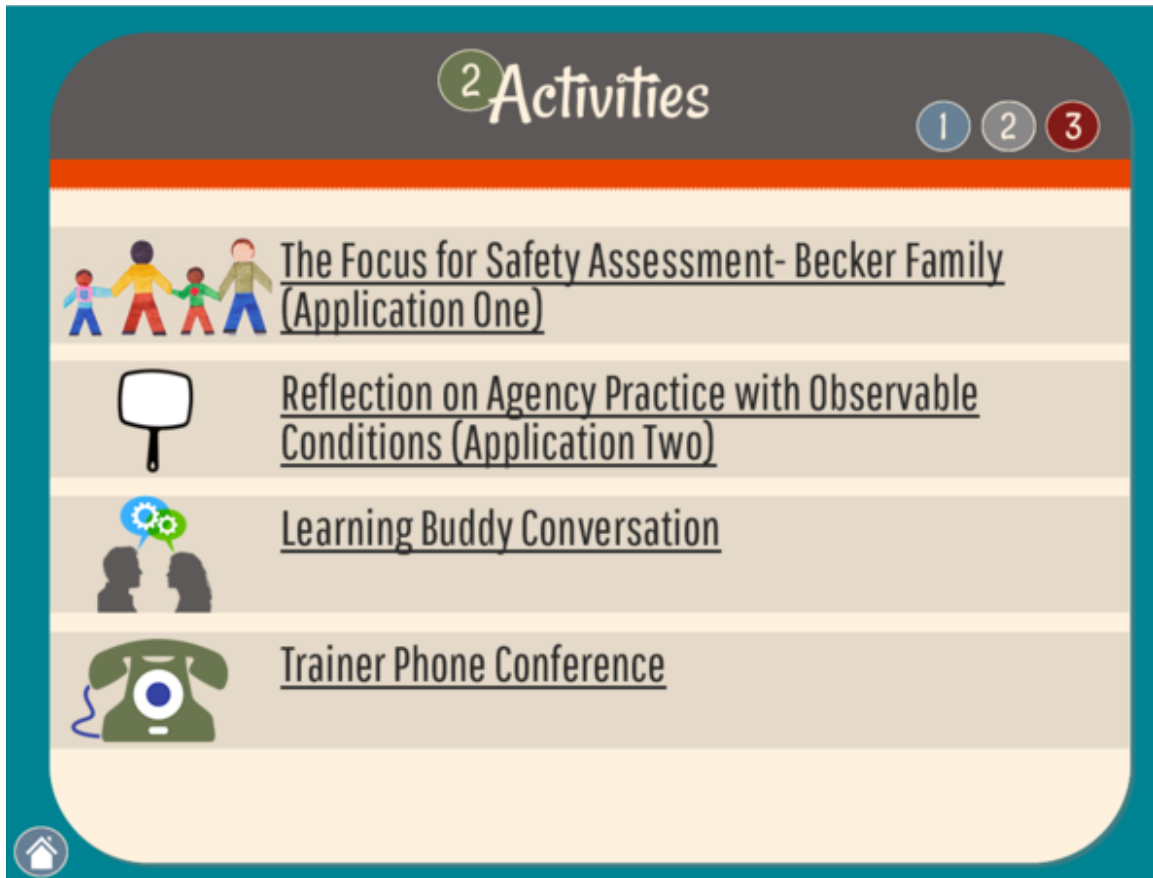
The analytic process of assessing Impending Danger is complex. Over the next two weeks, we'll break that process apart and examine its components. This week, we will concentrate on the Focus for Safety Assessment.

First, we need to be clear about who is in the family we're assessing. Family circumstances can be complicated. Our understanding of the makeup of the household may change as we learn more about them. An accurate focus on the family is crucial to a meaningful Safety Assessment.

Next, our job is identifying concerning family behaviors and conditions. What aspects of family functioning require closer examination to determine whether they pose danger to a child?

Here's where we transition from information gathering to assessment.

This week, you will be examining these two aspects of The Focus for Safety Assessment.



Please click on the activity icons to hear about this week's activities. Then click on the corresponding link to download files.

**The Focus for Safety Assessment – Becker Family (Application One):** You will revisit the Becker family and apply what you've learned about the Focus for Safety Assessment.


**Reflection on Agency Practice with Observable Conditions (Application Two):** Are your workers clearly identifying observable conditions in the families your agency serves? This review tool is a method to begin answering that question.

**Learning Buddy Conversation:** Your Learning Buddy conversation will give you a chance to discuss what you've learned about agency practice.

**Trainer Phone Conference:** Trainer phone conferences are your time to discuss the week's content and get feedback on the work you did.

# 3 Conclusion

1
2
3





Observable Behaviors  
& Conditions

Incapacitated by heroin use

~~Unrealistic expectations of  
child~~

Dangerous people in the home





The first steps of the analytic process of Safety Assessment are all about getting focus-

- getting clear on who is in the family that is being assessed,
- gathering information to understand that family, and
- identifying the conditions and behaviors that need further attention from CPS.

Once we have accomplished this, we can move forward in a methodical, professional assessment of whether those conditions and behaviors, indeed, pose danger to a child.

Is the child safe or unsafe? At this point, we've identified the aspects of functioning we need to assess to answer that question.

Next week, we'll work on how to assess them.